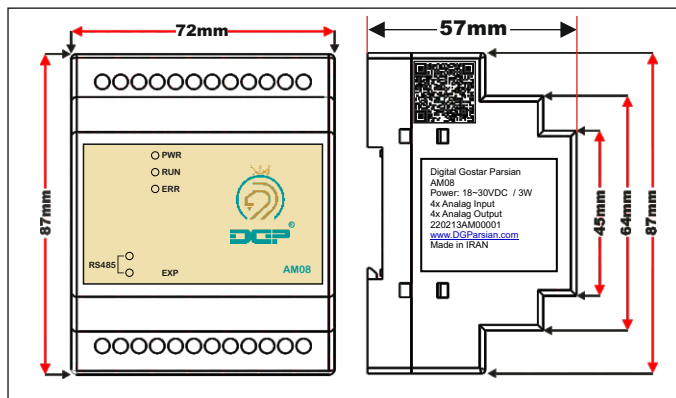
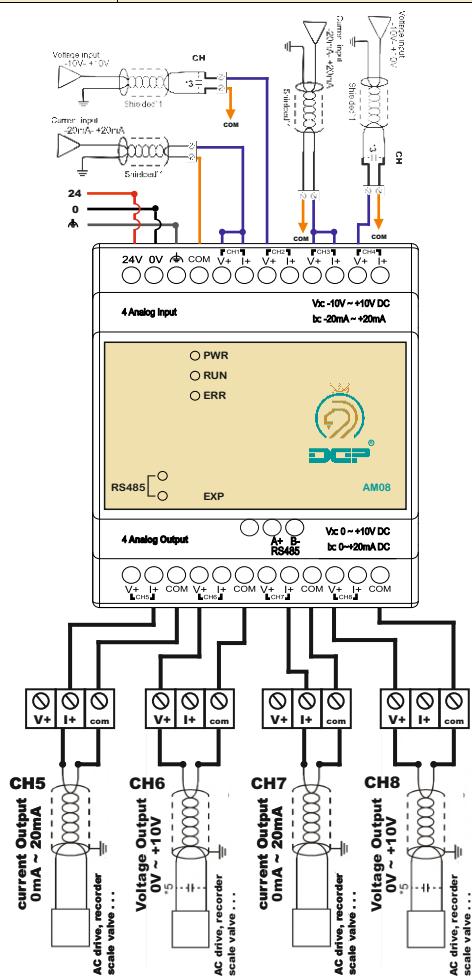

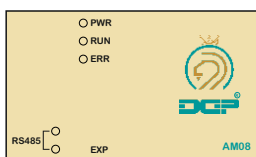


Input (Digital)	
Input voltage	24 VDC (20.5 ~ 28.5) • single common port input
Power consumption	3 W
Analog Input (A/D)	
Point	4
Type	-20 ~ 20mA -1000~+1000) -10~+10V Range(-2000~+2000)
Analog Output (D/A)	
Point	4
Type	0 ~ 20mA Range(0~4000) 0 ~ 10V Range(0~4000)
Resolution	12 Bits



Description	Product plate inserting information	Line										
By scanning the barcode, certain information such as website address, email address and phone number will be provided to you.	 QR Code	1										
EXP manufacturer	Digital Gostar Parsian	2										
EXP model	AM08	3										
Product's permissible voltage limits/Power consumption	Power: 18 ~ 30 VDC / 3W	4										
4 Analog Input	4x Analog Input (-10 ~ 10V)(-20 ~ 20mA)	5										
4 Analog Output	4x Analog Output (0 - 10V)(0 - 20mA)	6										
1.Production year 2.Production month 3.Production day 4.EXP model 5.The number of the manufactured EXP	220213XA00001 <table border="1"><tr><td>22</td><td>02</td><td>13</td><td>AM</td><td>00001</td></tr><tr><td>1</td><td>2</td><td>3</td><td>4</td><td>5</td></tr></table>	22	02	13	AM	00001	1	2	3	4	5	7
22	02	13	AM	00001								
1	2	3	4	5								
The original website of the EXP manufacturer	www.DGParsian.ir	8										
Manufactured in Iran	Made in Iran	9										



Usage of LED indicators

Description	LED
Stands for POWER and it turns on once the input voltage is applied	PWR
When the EXP is ready for operation, this LED turns on	RUN
Once the voltage violates the permissible limits, this LED turns on	ERR
When using the Rs485 communication network, this LED turns on	RS485

Connectable to PLC 24RCE

24V-DC input voltage

Equipped with RS485 network for remote control capability

Count of analog inputs ($\pm 20\text{mA}$) ($\pm 10\text{V}$): 4

Count of analog outputs (0 ~ 20mA) (0 ~ 10V): 4

LED displays the status of network

Warning:

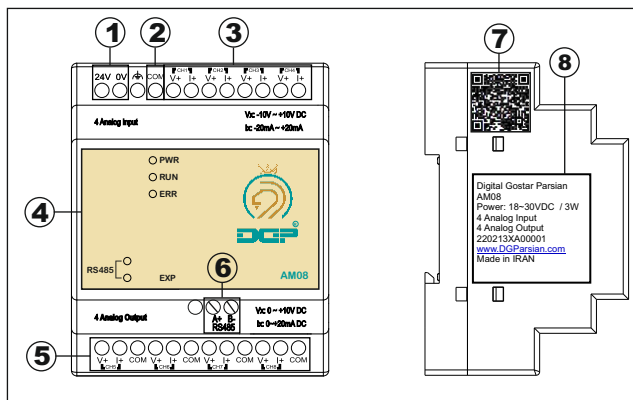
Applying excessive force to terminal screws will damage the terminals.

Warranty:

* This product comes with a one-year replacement warranty and after-sales service.

* The warranty will be void if any of the following conditions occur:

- Applying voltage beyond the allowed limit
- Exceeding the allowed current from digital outputs
- Deformation caused by breakage, impact, and excessive heat
- Changing or replacing parts by unauthorized personnel
- Exposure to corrosive liquids and gases



1.Input voltage	2.Com
3.analog inputs	4.LED indicator
5.analog outputs	6.Rs485 network
7.QR-Code	8.EXP plate